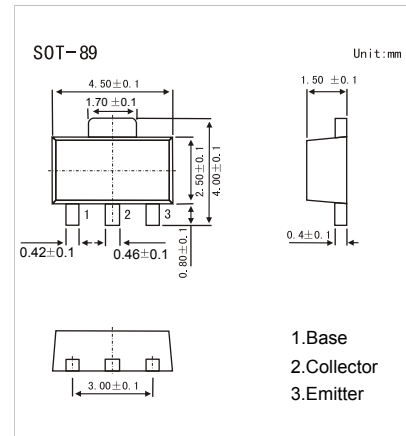


PNP Transistors

2SB800

■ Features

- High Collector to Emitter Voltage: $V_{CEO} > -80V$
- Complement to 2SD1001



■ Absolute Maximum Ratings $T_a = 25^\circ C$

Parameter	Symbol	Rating	Unit
Collector - Base Voltage	V_{CBO}	-80	V
Collector - Emitter Voltage	V_{CEO}	-80	
Emitter - Base Voltage	V_{EBO}	-5	
Collector Current - Continuous	I_C	-300	mA
Collector Current - Pulse (Note.1)	I_{CP}	-500	
Collector Power Dissipation	P_C	2	W
Junction Temperature	T_J	150	$^\circ C$
Storage Temperature range	T_{stg}	-55 to 150	

Note.1: $PW \leq 10ms$, Duty Cycle $\leq 50\%$

■ Electrical Characteristics $T_a = 25^\circ C$

Parameter	Symbol	Test Conditions	Min	Typ	Max	Unit
Collector- base breakdown voltage	V_{CBO}	$I_C = -100 \mu A, I_E = 0$	-80			V
Collector- emitter breakdown voltage	V_{CEO}	$I_C = -1 mA, I_B = 0$	-80			
Emitter - base breakdown voltage	V_{EBO}	$I_E = -100 \mu A, I_C = 0$	-5			
Collector-base cut-off current	I_{CBO}	$V_{CB} = -80 V, I_E = 0$			-0.1	uA
Emitter cut-off current	I_{EBO}	$V_{EB} = -5V, I_C = 0$			-0.1	
Collector-emitter saturation voltage (Note.1)	$V_{CE(sat)}$	$I_C = -300mA, I_B = -30mA$		-0.3	-0.6	V
Base - emitter saturation voltage (Note.1)	$V_{BE(sat)}$	$I_C = -300mA, I_B = -30mA$		-0.9	-1.2	
Base - emitter voltage (Note.1)	V_{BE}	$V_{CE} = -6V, I_C = -10mA$	-600	-660	-700	mV
DC current gain (Note.1)	h_{FE}	$V_{CE} = -1V, I_C = -50mA$	90	200	400	
		$V_{CE} = -2V, I_C = -300mA$	30	80		
Collector output capacitance	C_{ob}	$V_{CB} = -6V, I_E = 0, f = 1MHz$		13		pF
Transition frequency	f_T	$V_{CE} = -6V, I_E = 10mA$		100		MHz

Note.1: Pulse test : Pulse width $\leq 350\mu s$, Duty Cycle $\leq 2\%$.

■ Classification of $h_{FE}(1)$

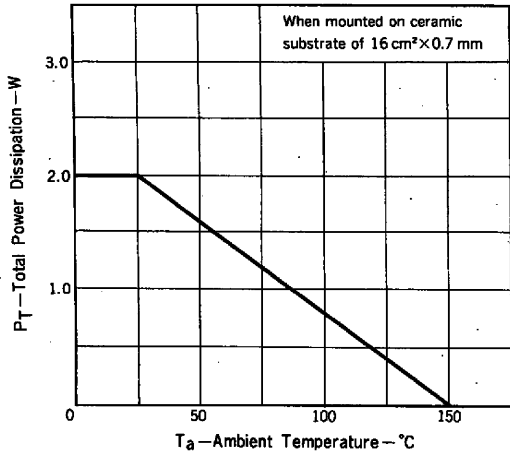
Type	2SB800-M	2SB800-L	2SB800-K
Range	90-180	135-270	200-400
Marking	FM	FL	FK

PNP Transistors

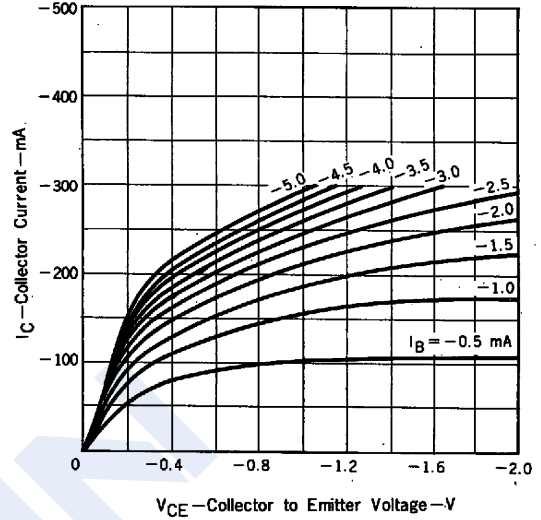
2SB800

Typical Characteristics

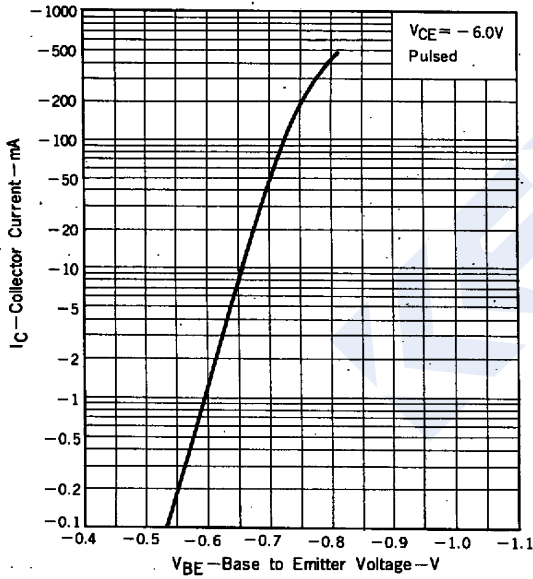
TOTAL POWER DISSIPATION vs. AMBIENT TEMPERATURE



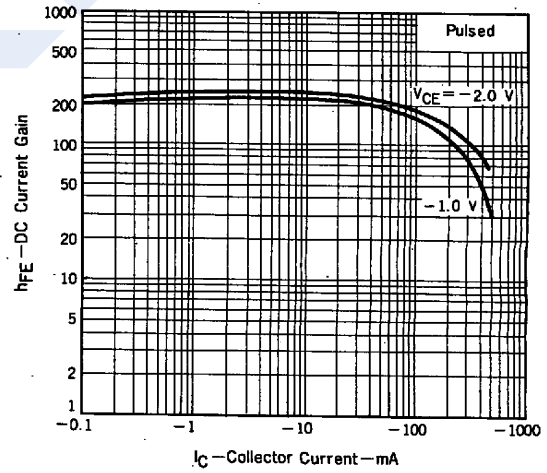
COLLECTOR CURRENT vs. COLLECTOR TO EMITTER VOLTAGE



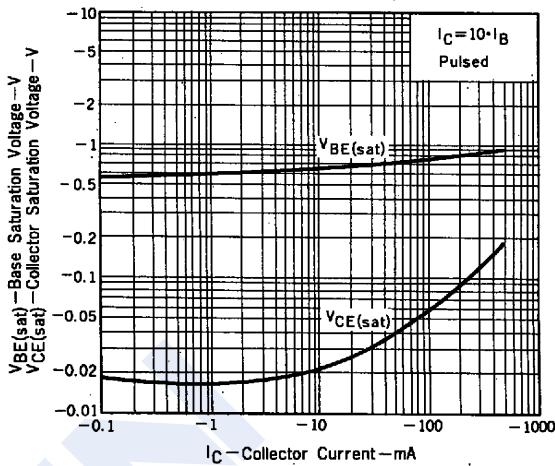
COLLECTOR CURRENT vs. BASE TO EMITTER VOLTAGE



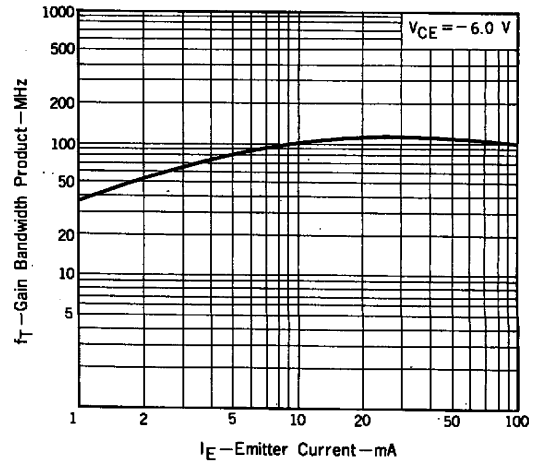
DC CURRENT GAIN vs. COLLECTOR CURRENT



BASE AND COLLECTOR SATURATION VOLTAGE vs. COLLECTOR CURRENT



GAIN BANDWIDTH PRODUCT vs. EMITTER CURRENT



PNP Transistors

2SB800

■ Typical Characteristics

