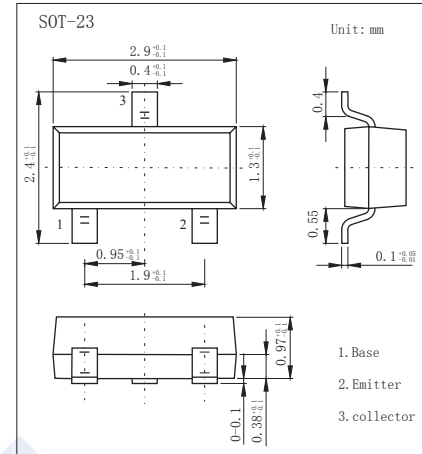


## NPN Transistors

## 2SC3583

## ■ Features

- Collector Current Capability  $I_c=65\text{mA}$
- Collector Emitter Voltage  $V_{CE0}=10\text{V}$

■ Absolute Maximum Ratings  $T_a = 25^\circ\text{C}$ 

Parameter	Symbol	Rating	Unit
Collector - Base Voltage	$V_{CBO}$	20	V
Collector - Emitter Voltage	$V_{CEO}$	10	
Emitter - Base Voltage	$V_{EBO}$	1.5	
Collector Current - Continuous	$I_c$	65	mA
Collector Power Dissipation	$P_c$	200	mW
Junction Temperature	$T_J$	150	$^\circ\text{C}$
Storage Temperature Range	$T_{stg}$	-65 to 150	

■ Electrical Characteristics  $T_a = 25^\circ\text{C}$ 

Parameter	Symbol	Test Conditions	Min	Typ	Max	Unit
Collector- base breakdown voltage	$V_{CBO}$	$I_c = 100 \mu\text{A}$ , $I_E = 0$	20			V
Collector- emitter breakdown voltage	$V_{CEO}$	$I_c = 1 \text{ mA}$ , $I_B = 0$	10			
Emitter - base breakdown voltage	$V_{EBO}$	$I_E = 100 \mu\text{A}$ , $I_c = 0$	1.5			
Collector-base cut-off current	$I_{CBO}$	$V_{CB} = 10\text{V}$ , $I_E = 0$			1	$\mu\text{A}$
Emitter cut-off current	$I_{EBO}$	$V_{EB} = 1\text{V}$ , $I_c = 0$			1	
Collector-emitter saturation voltage	$V_{CE(sat)}$	$I_c = 65 \text{ mA}$ , $I_B = 6.5 \text{ mA}$			0.5	V
Base - emitter saturation voltage	$V_{BE(sat)}$	$I_c = 65 \text{ mA}$ , $I_B = 6.5 \text{ mA}$			1.2	
DC current gain	$h_{FE}$	$V_{CE} = 8\text{V}$ , $I_c = 20\text{mA}$	50		250	
Insertion Power Gain	$ S_{21e} ^2$	$V_{CE} = 8 \text{ V}$ , $I_c = 20 \text{ mA}$ , $f = 1\text{GHz}$	11			dB
Maximum Available Gain	MAG	$V_{CE} = 8 \text{ V}$ , $I_c = 20 \text{ mA}$ , $f = 1\text{GHz}$		15		
Noise Figure	NF	$V_{CE} = 8 \text{ V}$ , $I_c = 7 \text{ mA}$ , $f = 1\text{GHz}$			2.5	
Reverse transfer capacitance	$C_{re}$	$V_{CB} = 10\text{V}$ , $I_E = 0$ , $f = 1\text{MHz}$			0.9	pF
Transition frequency	$f_T$	$V_{CE} = 8\text{V}$ , $I_c = 20\text{mA}$		9		GHz

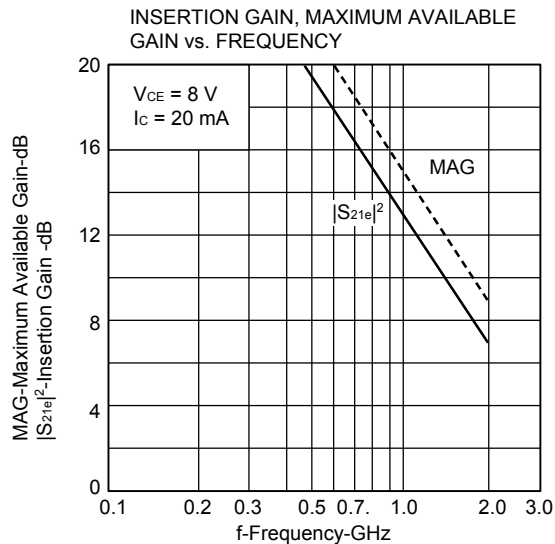
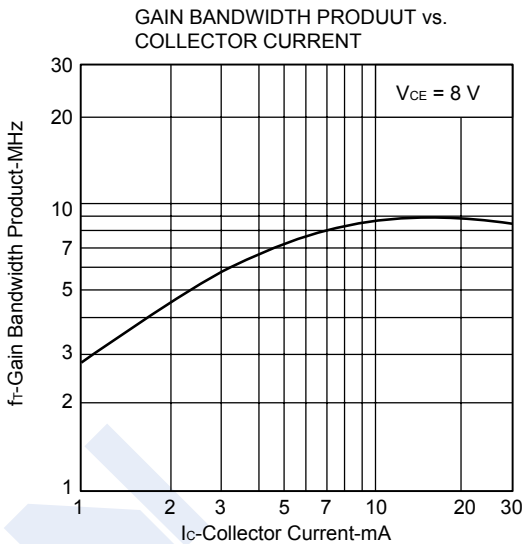
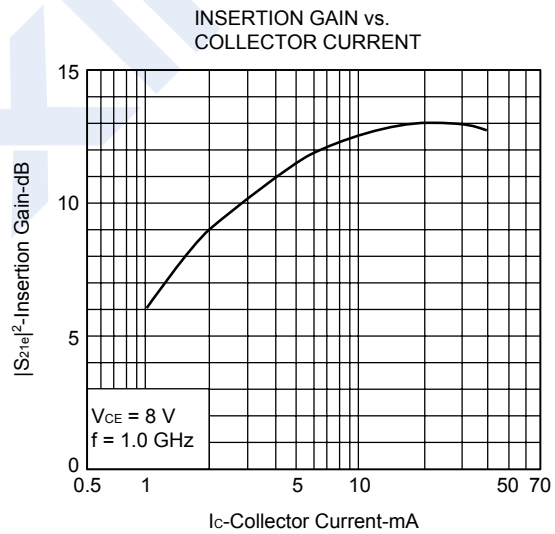
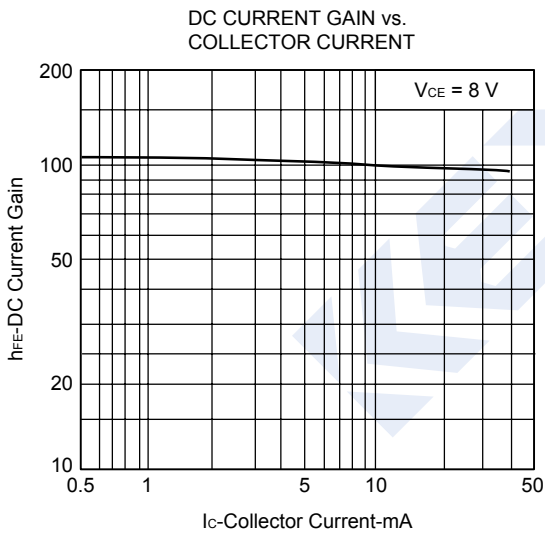
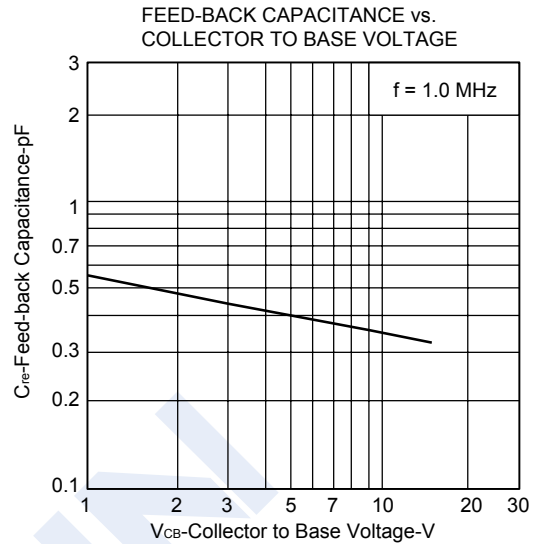
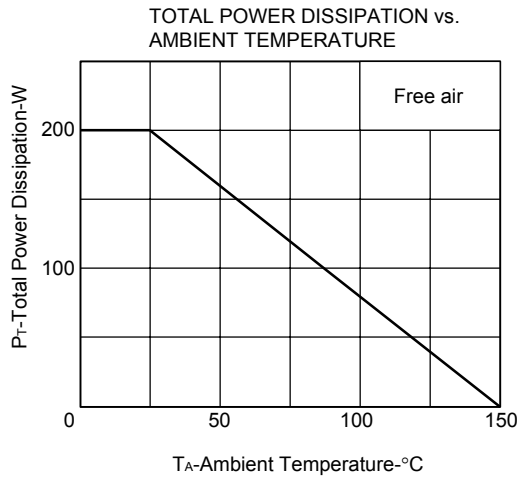
■ Classification of  $h_{fe}$ 

Type	2SC3583-R33	2SC3583-R34	2SC3583-R35
Range	50-100	80-160	125-250
Marking	R33	R34	R35

# NPN Transistors

## 2SC3583

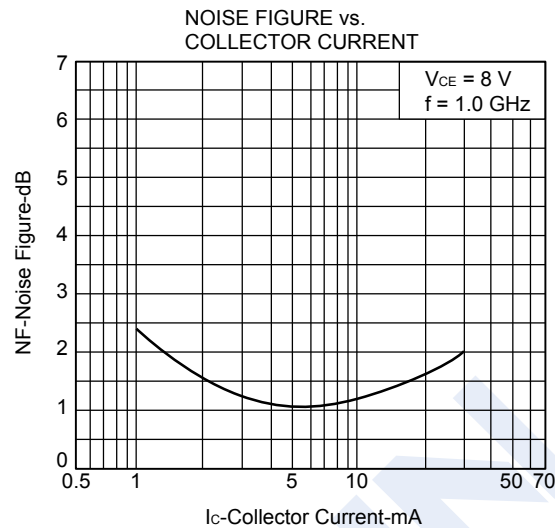
### Typical Characteristics



## NPN Transistors

## 2SC3583

## ■ Typical Characteristics



## S-PARAMETER

 $V_{CE} = 8.0\text{ V}$ ,  $I_C = 5.0\text{ mA}$ ,  $Z_0 = 50\ \Omega$ 

f (MHz)	$ S_{11} $	$\angle S_{11}$	$ S_{21} $	$\angle S_{21}$	$ S_{12} $	$\angle S_{12}$	$ S_{22} $	$\angle S_{22}$
200	0.728	-45.3	12.107	138.7	0.036	66.2	0.825	-21.6
400	0.490	-74.5	8.097	114.2	0.065	61.6	0.675	-26.6
600	0.343	-93.2	6.260	102.3	0.079	61.6	0.582	-29.0
800	0.253	-110.1	4.623	90.1	0.090	61.2	0.529	-28.6
1000	0.202	-131.1	4.004	83.6	0.101	61.3	0.500	-30.1
1200	0.176	-148.9	3.250	75.8	0.125	60.8	0.470	-31.4
1400	0.176	-162.8	3.021	69.4	0.144	60.0	0.448	-33.4
1600	0.179	173.9	2.575	63.4	0.160	59.8	0.427	-34.8
1800	0.186	163.3	2.520	58.9	0.188	59.1	0.406	-37.5
2000	0.211	151.1	2.183	53.4	0.202	58.9	0.386	-44.5

 $V_{CE} = 8.0\text{ V}$ ,  $I_C = 20\text{ mA}$ ,  $Z_0 = 50\ \Omega$ 

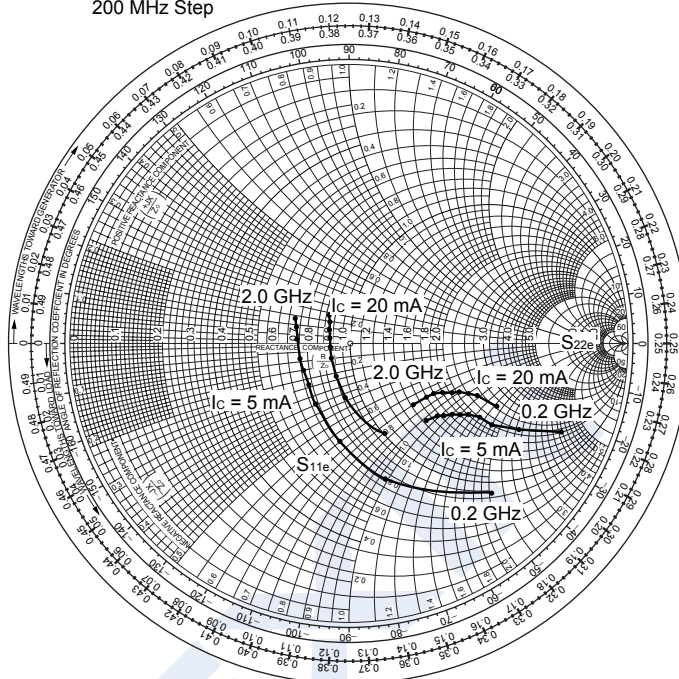
f (MHz)	$ S_{11} $	$\angle S_{11}$	$ S_{21} $	$\angle S_{21}$	$ S_{12} $	$\angle S_{12}$	$ S_{22} $	$\angle S_{22}$
200	0.366	-66.8	19.757	116.9	0.033	62.6	0.587	-22.5
400	0.194	-88.9	10.502	98.8	0.055	70.6	0.485	-23.8
600	0.124	-104.3	7.591	91.1	0.072	74.6	0.453	-24.3
800	0.077	-132.0	5.446	82.0	0.095	73.2	0.419	-23.2
1000	0.063	-156.4	4.653	77.6	0.107	72.1	0.413	-24.2
1200	0.065	179.5	3.754	71.6	0.135	72.1	0.392	-26.4
1400	0.074	168.0	3.460	66.5	0.164	70.1	0.369	-29.9
1600	0.108	147.0	2.934	61.9	0.178	69.6	0.347	-32.2
1800	0.116	137.6	2.870	58.2	0.205	66.3	0.333	-34.3
2000	0.134	131.2	2.479	53.4	0.221	64.0	0.312	-42.1

# NPN Transistors

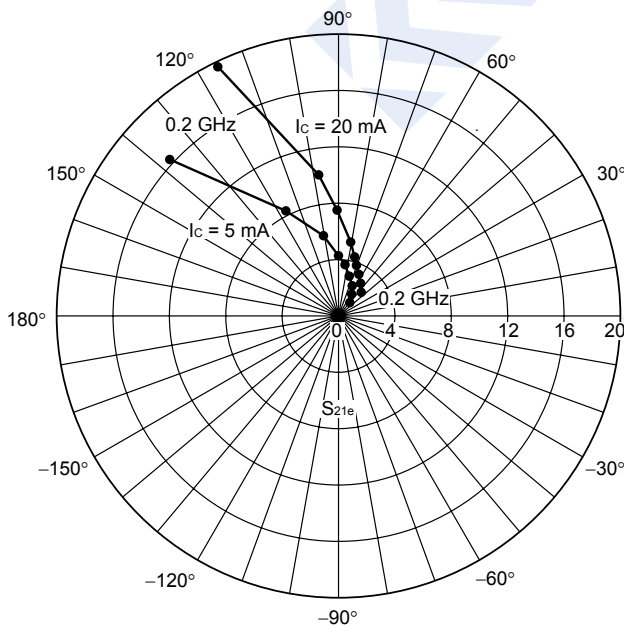
## 2SC3583

### Typical Characteristics

$S_{11e}, S_{22e}$ -FREQUENCY CONDITION  $V_{CE} = 8\text{ V}$   
200 MHz Step



$S_{21e}$ -FREQUENCY CONDITION  $V_{CE} = 8\text{ V}$



$S_{12e}$ -FREQUENCY CONDITION  $V_{CE} = 8\text{ V}$

